

How to configure caller recognition and screen-pop for:

Rosa

Contact replication method: None


Screen pop method: URL

Notes

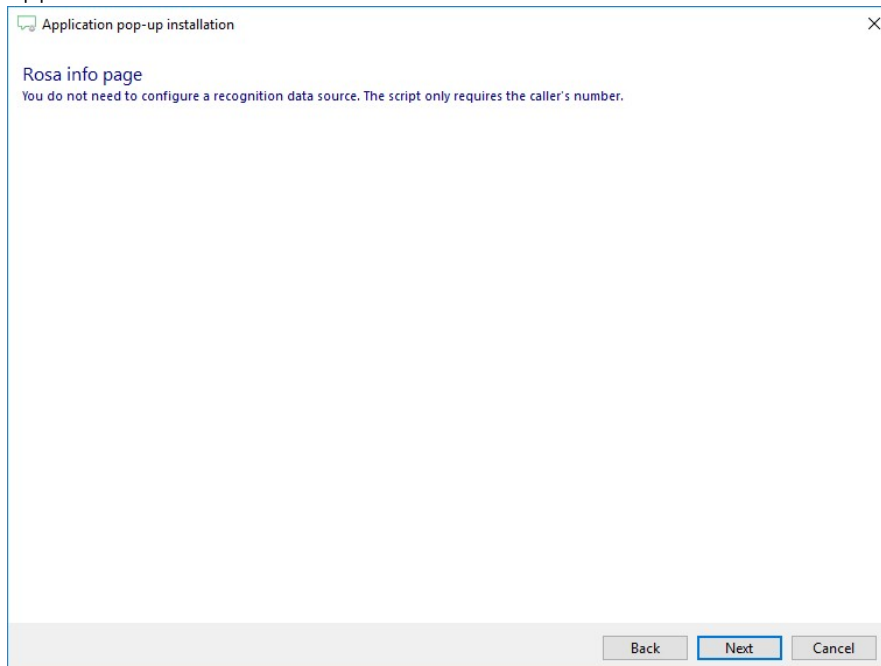
For outbound dialing, simply select a phone number and press <Pause> (default hotkey) to dial.

Configuration steps

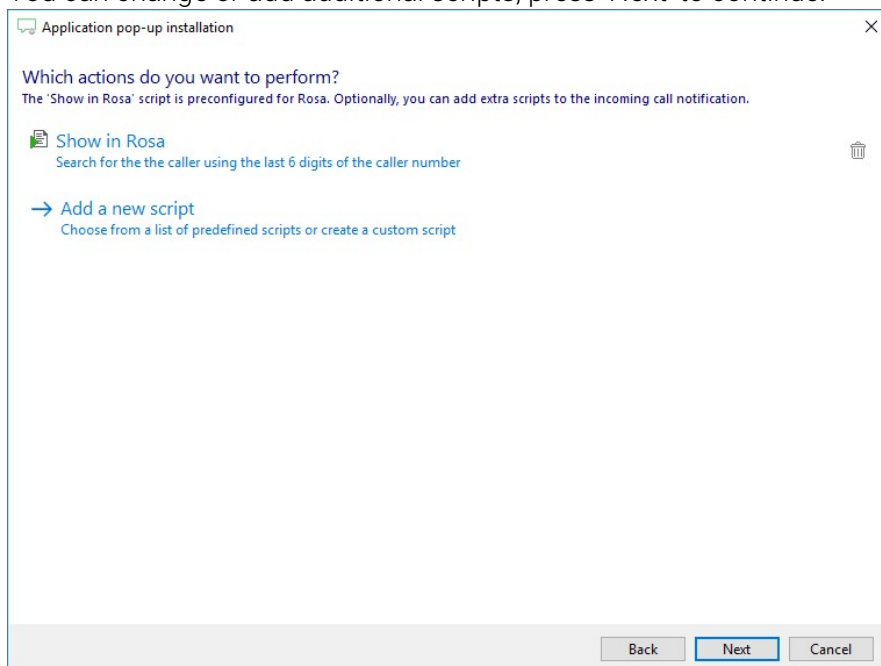
- 1) Start by clicking 'add recognition' in the [Recognition Configuration Tool](#) (this is done automatically if no configuration has yet been configured). From the list of applications, choose 'Rosa', as shown below.



- 2) Only the caller's number is required, so no further configuration is necessary for this application.



- 3) You can change or add additional scripts, press 'Next' to continue.



- 4) Check the configuration summary and click finish to add the recognition from Rosa.

