

How to configure caller recognition and screen-pop for:

RADAR

Contact replication method: None

Screen pop method: search URL


Prerequisites

For the screen pop on inbound calls RADAR requires the appropriate VoIP connection license, see:

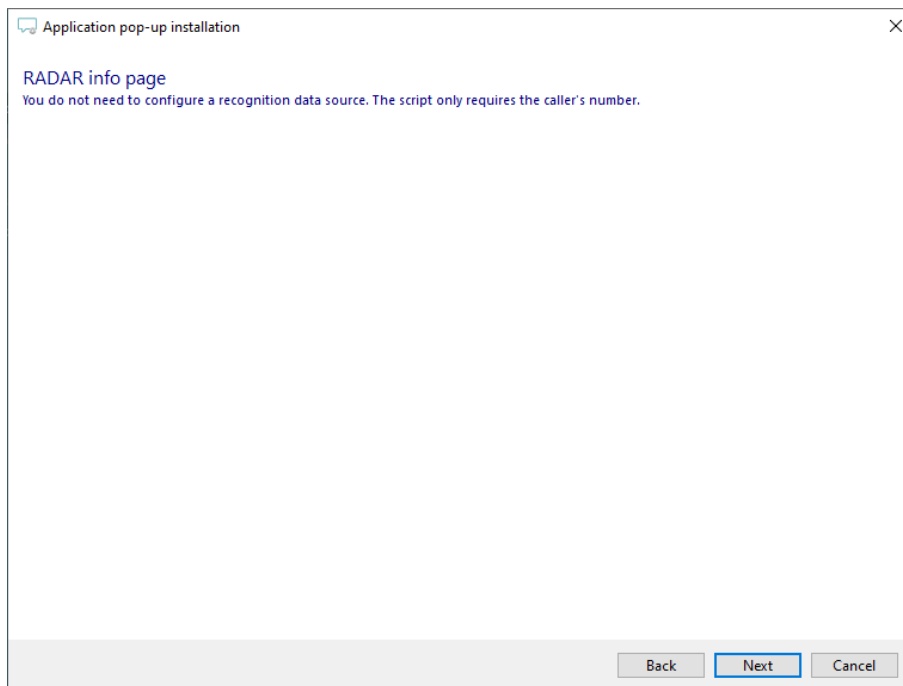
[RADAR VoIP Integration](#). The license also activates the phone numbers as outbound call links.

Configuraton steps

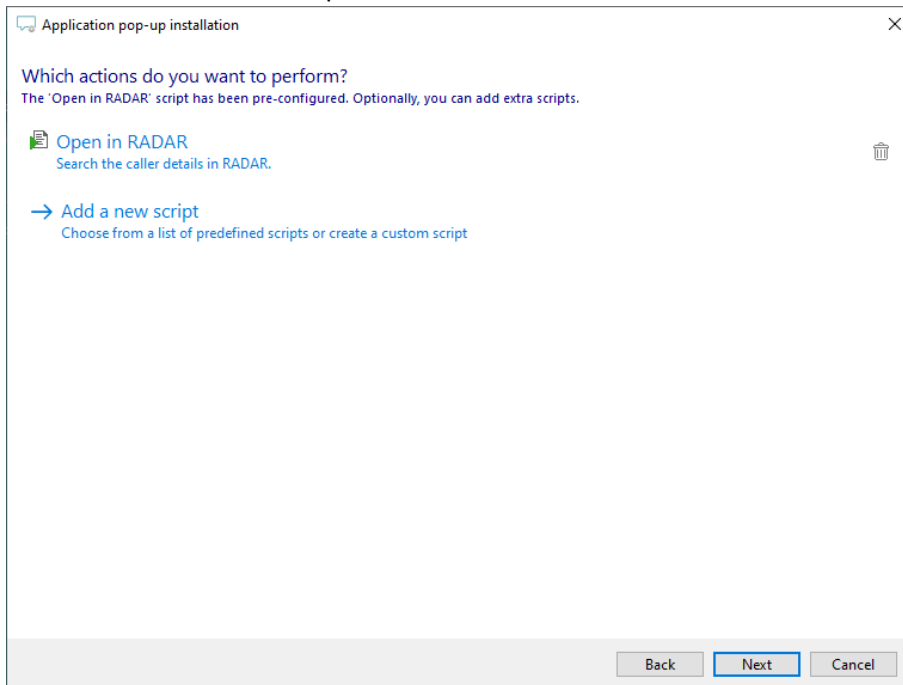
- 1) Start by clicking 'Add application' in the Recognition Configuration Tool. From the list of applications, choose RADAR, as shown below.



- 2) The integration works with only the caller's number and therefore does not require any recognition data source. Click 'next' to continue



3) You can add additional scripts or click 'next' to continue.



4) Check the configuration summary and click 'Finish' to add the integration with the application.

